

---

# **Arizona State Schools for the Deaf and the Blind**

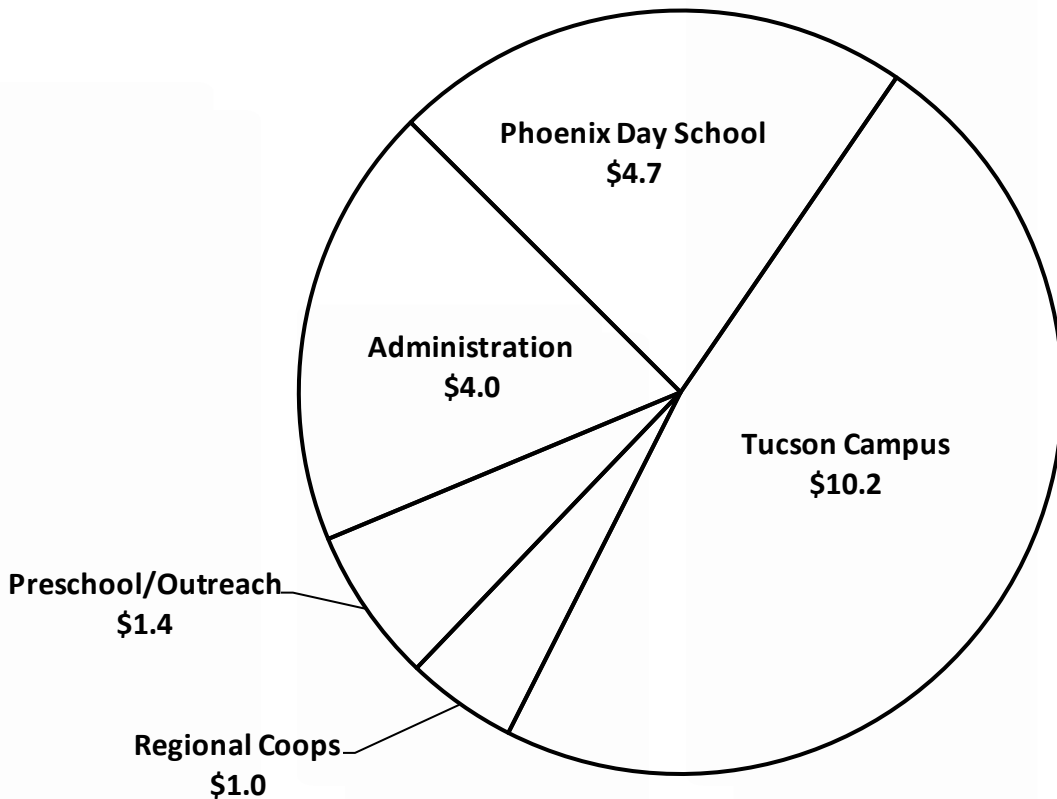
**January 18, 2017  
Education Subcommittee**

**JLBC**

# Schools for the Deaf and the Blind

## - General Fund by Program

\$ in Millions



### Phoenix Day School for the Deaf

- Commuter campus for deaf students
- Includes \$738K for School Bus SLI

### Tucson Campus

- Residential campus for deaf and blind students

### Regional Cooperatives

- Services provided at home districts
- 5 regional districts

### Preschool/Outreach Programs

- Support and services for infants and toddlers diagnosed with hearing/vision impairments
- Birth-3 program

### Administration/Statewide Support

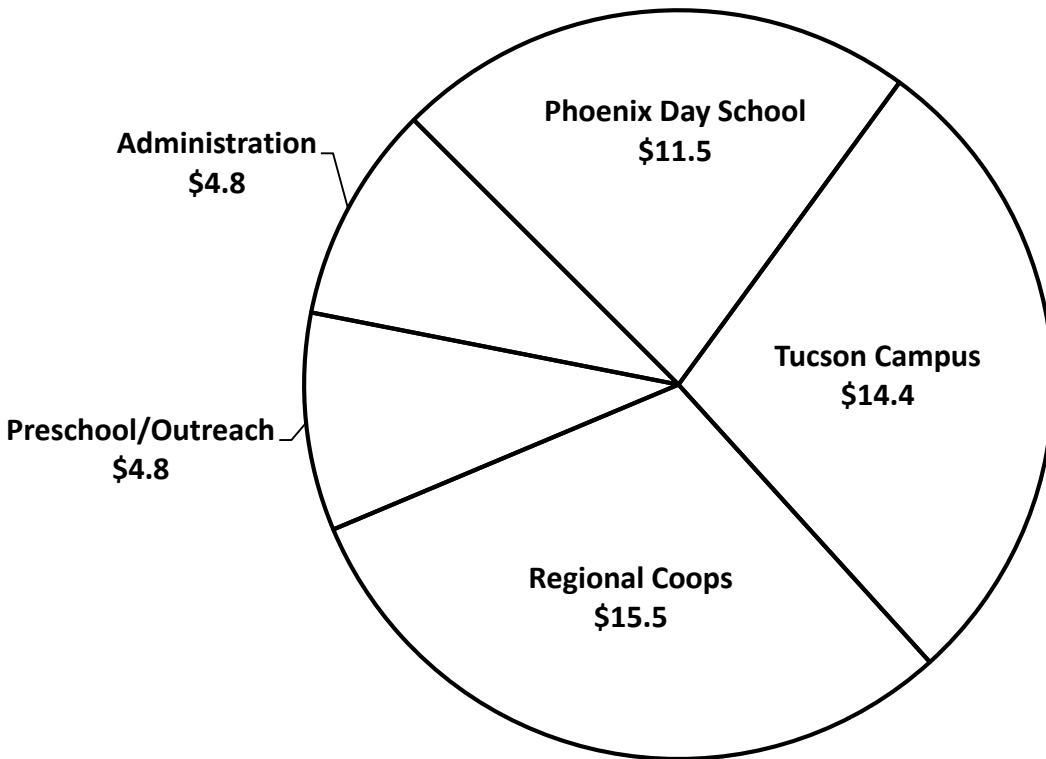
- Supports and coordinates efforts of all ASDB programs

FY 2017 Appropriated Total = \$21.4 M

# Schools for the Deaf and the Blind

## - Total Funds by Program

\$ in Millions



### Phoenix Day School for the Deaf

- Commuter campus for deaf students
- Includes \$738K for School Bus SLI

### Tucson Campus

- Residential campus for deaf and blind students

### Regional Cooperatives

- Services provided at home districts
- 5 regional districts

### Preschool/Outreach Programs

- Support and services for infants and toddlers diagnosed with hearing/vision impairments
- Birth-3 program

### Administration/Statewide Support

- Supports and coordinates efforts of all ASDB programs

FY 2017 Total = \$51.0 M

# Schools for the Deaf and the Blind

## - Total FY 2018 Baseline Funding

---

<u>Appropriated Funds</u>	<u>\$ in M</u>
General Fund	\$21.4
ASDB Fund (ADE Formula)	<u>11.8</u>
<b>Appropriated Subtotal</b>	<b>\$33.2</b>

<u>Non-Appropriated Funds</u>	
Federal Grants	\$2.1
Regional Cooperative Reimbursements	13.3
Other Non-Appropriated Funds	<u>2.6</u>
<b>Non-Appropriated Subtotal</b>	<b>\$18.0</b>

**Total Resources**      **\$51.2**

# Schools for the Deaf and the Blind

## - JLBC Baseline – Executive Comparison of Major Funding Changes

---

	<u>JLBC</u>	<u>Exec</u>
	<u>General Fund</u>	
- Birth to 3 Program Funding	\$0	\$800,000
	<u>Other Fund</u>	
- Base Level Increase	\$161,200	\$0

# 3 Methods of Education Delivery

---

## ☐ Student at ASDB Campus

- Tucson Campus - 129 students (85 deaf, 44 blind)
- Phoenix Day School for the Deaf - 283 students (deaf only)
- Preschools - 99 students (10 Tucson, 52 Phoenix)

## ☐ Student at Local School

- Regional Cooperatives - 1,067 students

## ☐ Student at Home

- Early Childhood - 348 children

# Regional Cooperatives Serve Students Locally

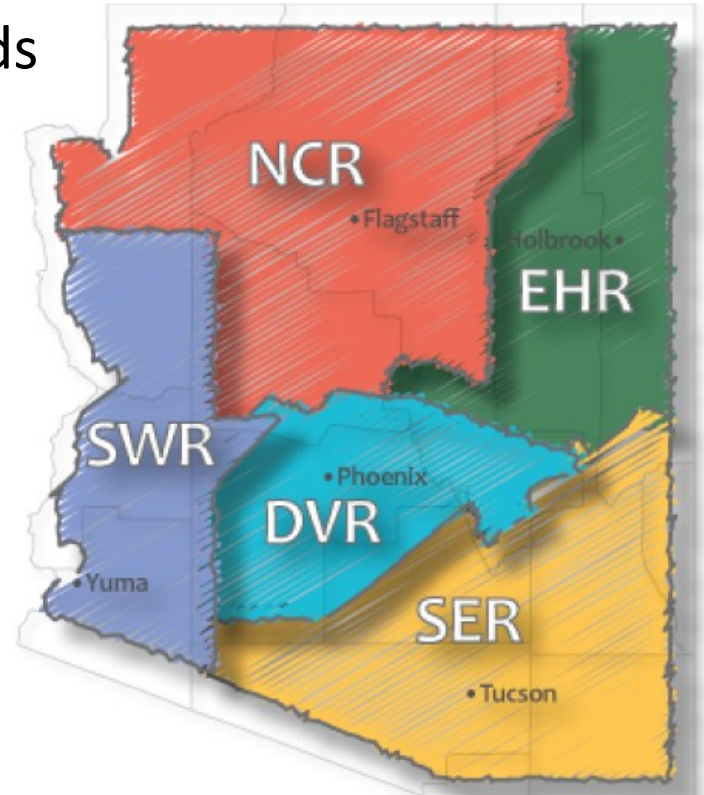
---

## ❑ Challenges in meeting student needs

- Covering distances
- Student turnover
- Teacher turnover
- Scheduling classroom time
- Medical needs take priority

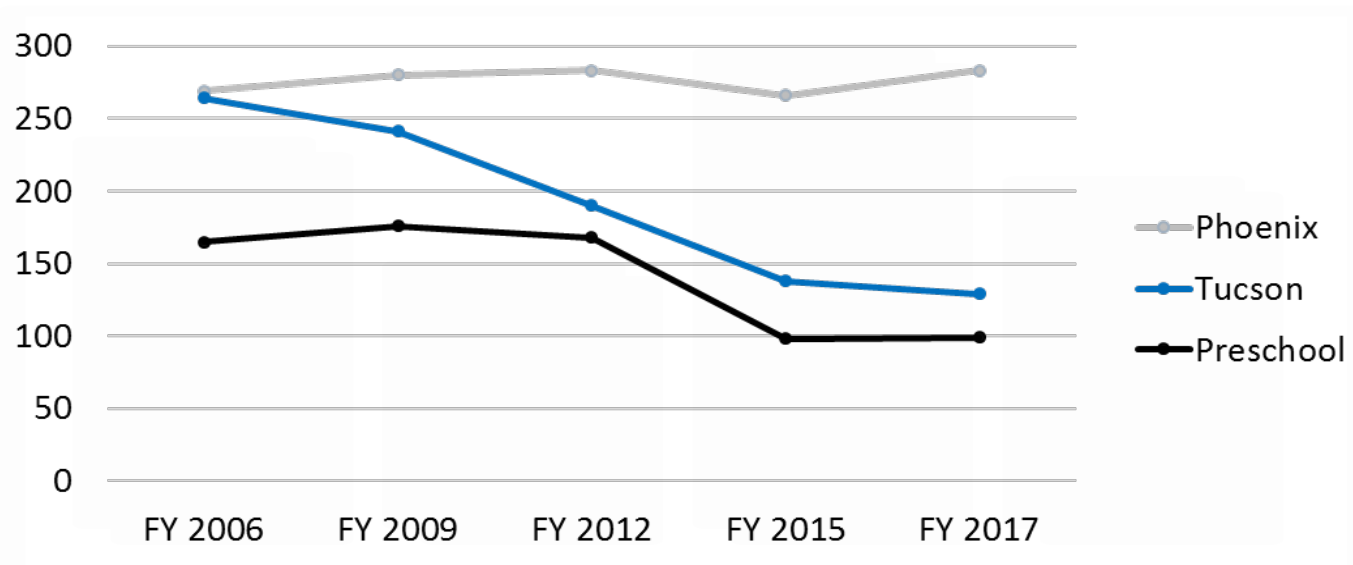
## ❑ Increase use of Telecommunication

- Lessens travel demands
- Creates consistent learning platform
- Allows for more flexibility in scheduling
- Materials can be made available outside scheduled class time



# Average Student Enrollment

	<u>FY 2006</u>	<u>FY 2009</u>	<u>FY 2012</u>	<u>FY 2015</u>	<u>FY 2017</u>
Phoenix	269	280	283	266	283
Tucson	264	241	190	138	129
Preschool	<u>165</u>	<u>176</u>	<u>168</u>	<u>98</u>	<u>99</u>
<b>Total</b>	<b>698</b>	<b>697</b>	<b>641</b>	<b>502</b>	<b>511</b>





# Schools for the Deaf and the Blind

## - Website Links

---

### JLBC Baseline –

[Arizona Schools for the Deaf and the Blind](#)

### Executive Budget –

[Arizona Schools for the Deaf and the Blind](#)